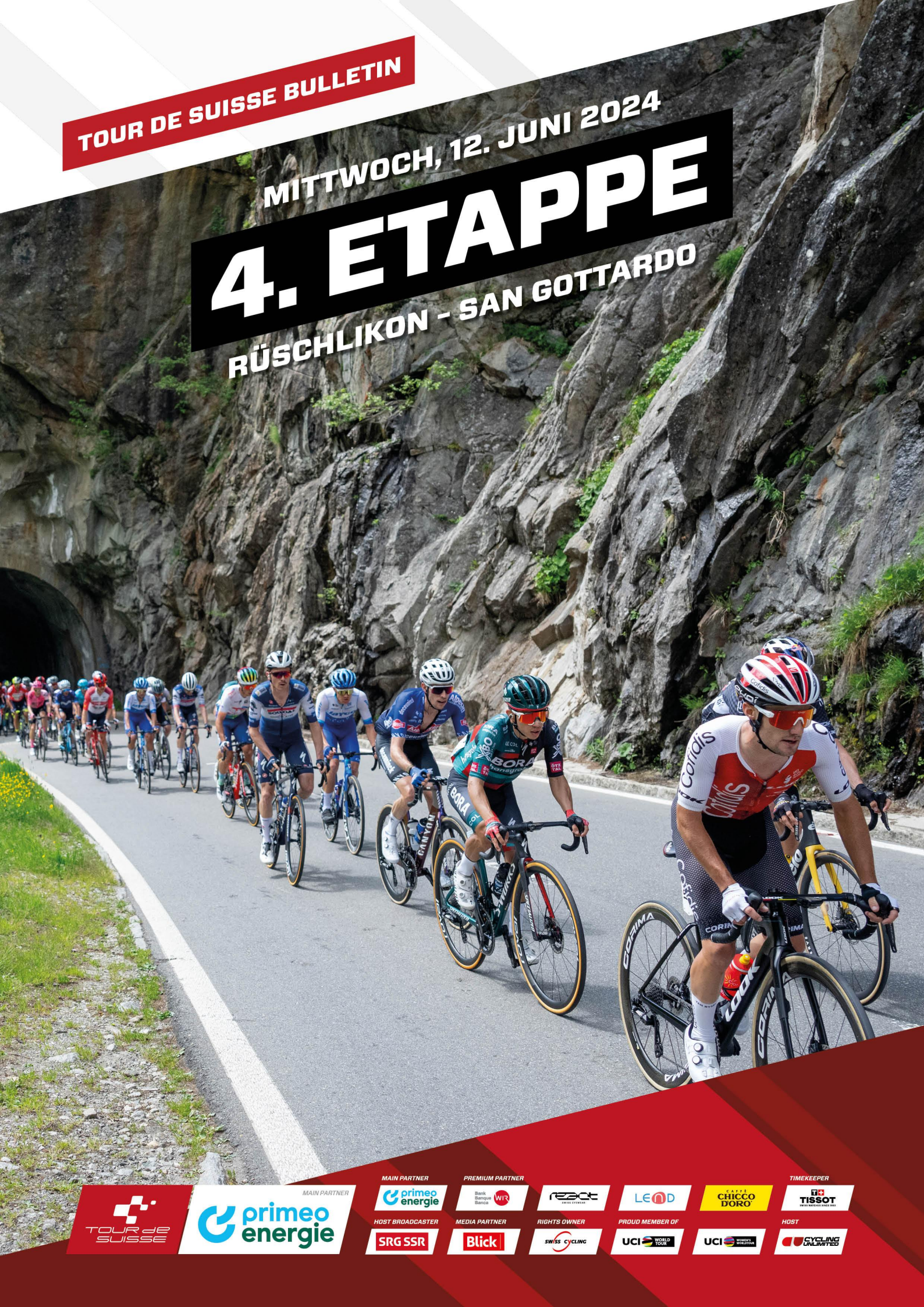


TOUR DE SUISSE BULLETIN

MITTWOCH, 12. JUNI 2024

4. ETAPPE

RÜSCHLIKON - SAN GOTTARDO



MAIN PARTNER

PREMIUM PARTNER

TIMEKEEPER

MAIN PARTNER



HOST BROADCASTER

MEDIA PARTNER

RIGHTS OWNER

PROUD MEMBER OF

HOST



STAGE CLASSIFICATION 4

Rüschlikon - Passo del San Gottardo
WEDNESDAY 12 JUNE 2024

Distance : 171,000 km
Time of leader : 4h10'21"
Average : 40,983 km/h

Cycling Unlimited

Rk	Bib Name	Tm	Nat	B	P	Gap	Rk	Bib Name	Tm	Nat	B	P	Gap
1	57	TRAEEN Torstein	TBV	NOR	B:16"	00"	68	124	OLIVEIRA Nelson	MOV	POR		08'43"
2	171	YATES Adam Richard	UAD	GBR	B:06"	23"	69	107	RODRIGUEZ GARAIOCOECHA	IGD	ESP		09'24"
3	1	*SKJELMOSE Skjelmose Mattias	LTK	DEN	B:04"	48"	70	157	MATTHEWS Michael	JAY	AUS		09'33"
4	176	GONCALVES ALMEIDA Joao	UAD	POR		"	71	117	TAARAMAE Rein	IWA	EST		10'15"
5	101	BERNAL GOMEZ Egan Arley	IGD	COL		01'00"	72	2	BERNARD Julien	LTK	FRA		11'06"
6	141	*ONLEY Edgar Oscar	DFP	GBR		01'27"	73	213	DARBELLAY Valentin	COR	SUI		11'11"
7	121	MAS NICOLAU Enric	MOV	ESP		"	74	226	*WILKSCH Hannes	TUD	GER		11'16"
8	71	GALL Felix	DAT	AUT		"	75	206	HOWSON Damien Craig	Q36	AUS		11'37"
9	165	*UIJTDEBROEKS Cian	TVL	BEL		"	76	23	DELAPLACE Anthony	ARK	FRA		12'35"
10	184	*RICCITELLO Matthew	APT	USA		"	77	235	*PUNTENER Fabio	SUI	SUI		12'42"
11	174	*del TORO ROMERO Isaac	UAD	MEX		01'36"	78	114	*KUYPERS Gerben	IWA	BEL		13'35"
12	163	KELDERMAN Wilco	TVL	NED		"	79	86	*STEINHAUSER Georg	EFE	GER		13'59"
13	225	THALMANN Roland	TUD	SUI	B:04"	01'46"	80	223	*MAYRHOFER Marius	TUD	GER		14'16"
14	182	BENNETT George	APT	NZL		01'48"	81	76	PETERS Nans	DAT	FRA		14'17"
15	75	*PARET PEINTRE Valentin	DAT	FRA		01'54"	82	215	GONZALEZ Roberto	COR	PAN		"
16	55	POELS Wouter	TBV	NED		"	83	154	*ENGELHARDT Felix	JAY	GER		14'19"
17	91	*MARTINEZ Lenny	GFC	FRA		"	84	103	*HEIDUK Kim Alexander	IGD	GER		"
18	126	RUBIO REYES Einer Augusto	MOV	COL		"	85	105	PUCCIO Salvatore	IGD	ITA		"
19	104	*PIDCOCK Thomas	IGD	GBR		"	86	122	ARCAS Jorge	MOV	ESP		"
20	45	HIGUITA GARCIA Sergio Andres	BOH	COL		"	87	84	COSTA Rui	EFE	POR		"
21	201	BADILATTI Matteo	Q36	SUI		02'05"	88	65	PEREZ Anthony	COF	FRA		"
22	81	CARAPAZ Richard	EFE	ECU		02'08"	89	73	DEWULF Stan	DAT	BEL		"
23	205	de la CRUZ MELGAREJO David	Q36	ESP		"	90	172	*BARONCINI Filippo	UAD	ITA		"
24	34	*LOPEZ GRANIZO Harold Martin	AST	ECU		"	91	227	WIRTGEN Luc	TUD	LUX		"
25	127	*SANCHEZ MAYO Pelayo	MOV	ESP		"	92	61	IZAGUIRRE INSAUSTI Ion	COF	ESP		"
26	13	DILLIER Silvan	ADC	SUI	B:02"	02'15"	93	63	de GENDT Aime	COF	BEL		"
27	54	*PICKERING Xavier Finlay	TBV	GBR		"	94	47	*WANDAHN Frederik	BOH	DEN		"
28	197	*van GILS Maxim	LTD	BEL		02'21"	95	35	LUTSENKO Alexey	AST	KAZ		"
29	173	*CHRISTEN Jan	UAD	SUI		02'36"	96	186	*STEWART Jake	APT	GBR		16'15"
30	136	VERVAEKE Louis	SOQ	BEL		"	97	153	CRADDOCK G Lawson	JAY	USA		16'31"
31	106	RIVERA VARGAS Brandon Smith	IGD	COL		02'37"	98	51	CARUSO Damiano	TBV	ITA		17'01"
32	42	ADRIA OLIVERAS Roger	BOH	ESP		02'59"	99	53	PASQUALON Andrea	TBV	ITA		"
33	187	WILLIAMS Stephen	APT	GBR		03'10"	100	204	*CALZONI Walter	Q36	ITA		17'09"
34	131	*LECERF William Junior	SOQ	BEL		03'17"	101	83	BISSEGGGER Stefan	EFE	SUI		17'41"
35	221	VOISARD Yannis	TUD	SUI		"	102	224	REICHENBACH Sebastien	TUD	SUI		"
36	196	MONIQUET Sylvain	LTD	BEL		"	103	203	BRAMBILLA Gianluca	Q36	ITA		"
37	102	HAYTER Ethan Edward	IGD	GBR		"	104	116	PETILLI Simone	IWA	ITA		"
38	222	*BRENNER Marco	TUD	GER		"	105	144	*FLYNN Sean	DFP	GBR		"
39	82	BETTIOI Alberto	EFE	ITA		"	106	93	KUNG Stefan	GFC	SUI		18'13"
40	85	SHAW James	EFE	GBR		03'37"	107	192	BEULLENS Cedric	LTD	BEL		"
41	164	*STAUNE-MITTET Johannes	TVL	NOR		03'42"	108	214	DEBONS Antoine	COR	SUI		18'16"
42	67	*WOOD Harrison	COF	GBR		04'02"	109	133	*GELDERS Gil	SOQ	BEL		"
43	147	*van den BROEK Frank	DFP	NED		"	110	87	*van den BERG Marijn	EFE	NED		"
44	95	MOLARD Rudy	GFC	FRA		"	111	152	*BERHE Hagos Welay	JAY	ETH		"
45	151	*SCHMID Mauro	JAY	SUI		04'12"	112	15	KRAGH ANDERSEN Soren	ADC	DEN		18'19"
46	7	OOMEN Sam	LTK	NED		"	113	11	*LAURANCE Axel	ADC	FRA		"
47	167	VALTER Attila	TVL	HUN		04'19"	114	177	HIRSCHI Marc	UAD	SUI		"
48	3	KONRAD Patrick	LTK	AUT		"	115	236	*SOMMER Jan	SUI	SUI		19'30"
49	74	*LAPEIRA Paul	DAT	FRA		04'25"	116	217	*STOCKLI Jan	COR	SUI		19'57"
50	27	*VAUQUELIN Kevin	ARK	FRA		04'27"	117	134	LAMPAERT Yves	SOQ	BEL		"
51	24	*GARCIA PIERNA Raul	ARK	ESP		"	118	194	EENKHOORN Pascal	LTD	NED		"
52	25	GUGLIELMI Simon	ARK	FRA		"	119	37	VELASCO Simone	AST	ITA		"
53	48	ZWIEHOFF Ben	BOH	GER		"	120	207	MALECKI Kamil	Q36	POL		"
54	161	*TULETT Ben	TVL	GBR		05'03"	121	97	*WATSON Samuel	GFC	GBR		"
55	77	WARBASSE Lawrence	DAT	USA		05'46"	122	43	BENEDETTI Cesare	BOH	POL		"
56	72	*BAUDIN Alex	DAT	FRA		"	123	115	*MARIT Arne	IWA	BEL		"
57	12	CONCI Nicola	ADC	ITA		06'10"	124	132	BASTIAENS Ayco	SOQ	BEL		"
58	175	*FISHER-BLACK Finn Lachlan Fox	UAD	NZL		06'13"	125	31	CAVENDISH Mark	AST	GBR		"
59	166	VADER Milan	TVL	NED		06'39"	126	185	SCHWARZMANN Michael	APT	GER		"
60	162	GESINK Robert	TVL	NED		06'55"	127	181	ACKERMANN Pascal	APT	GER		"
61	111	CALMEJANE Lilian	IWA	FRA		"	128	112	*BUSATTO Francesco	IWA	ITA		"
62	64	HERRADA Jesus	COF	ESP		07'36"	129	5	MOSCA Jacopo	LTK	ITA		"
63	96	*THOMPSON Reuben	GFC	NZL		08'05"	130	36	MORKOV Michael	AST	DEN		"
64	155	*FOLDAGER Anders	JAY	DEN		08'08"	131	193	*DRIZNERS Jarrad Eriks	LTD	AUS		"
65	146	*LEEMREIZE Gijs	DFP	NED		08'29"	132	143	*BITTNER Pavel	DFP	CZE		20'04"
66	145	HAMILTON Christopher	DFP	AUS		"	133	52	*MIHOLJEVIC Fran	TBV	CRO		"
67	183	*FRIGO Marco	APT	ITA		08'39"	134	22	ALBANESE Vincenzo	ARK	ITA		"

STAGE CLASSIFICATION 4

Rüschlikon - Passo del San Gottardo
WEDNESDAY 12 JUNE 2024

Distance : 171,000 km
Time of leader : 4h10'21"
Average : 40,983 km/h

Cycling Unlimited

Rk	Bib Name	Tm	Nat	B	P	Gap	Rk	Bib Name	Tm	Nat	B	P	Gap
135	92	BYSTROM Sven Erik	GFC	NOR		"							
136	211	*BALMER Alexandre	COR	SUI		"							
137	156	JANSEN Amund Grondahl	JAY	NOR		"							
138	6	*NYS Thibau	LTK	BEL		20'07"							
139	191	*de LIE Arnaud	LTD	BEL		20'09"							
140	62	COQUARD Bryan	COF	FRA		"							
141	94	LIENHARD Fabian	GFC	SUI		20'19"							
142	16	RIESEBEEK Oscar	ADC	NED		20'52"							
143	46	MEEUS Jordi	BOH	BEL		21'13"							
144	237	*STEHLI Felix	SUI	SUI		"							
145	32	BATTISTELLA Samuele	AST	ITA		21'52"							
146	33	BOL Cees	AST	NED		"							
147	142	*ANDRESEN Lund Tobias	DFP	DEN		21'53"							
148	123	JACOBS Johan	MOV	SUI		"							
149	17	*van TRICHT Stan	ADC	BEL		23'39"							
150	66	*RENARD Alexis	COF	FRA		"							
151	216	MURGANO Marco	COR	ITA		"							
152	212	*AMELLA Matteo	COR	ITA		"							
153	233	*JANSSEN Christoph	SUI	SUI		"							
154	232	*BLUM Elia	SUI	SUI		"							
155	21	DEMARE Arnaud	ARK	FRA		"							
156	26	McLAY Daniel	ARK	GBR		"							
157	195	GUARNIERI Jacopo	LTD	ITA		"							
158	137	WARLOP Jordi	SOQ	BEL		"							
159	234	*JENNI Luca	SUI	SUI		"							
160	56	*PRICE PEJTERSEN Johan	TBV	DEN		"							
161	202	*AZPARREN IRURZUN Xabier Mikel	Q36	ESP		"							
Withdrawal													
4	MOLLEMA Bauke	LTK	NED										
231	AEBI Antoine	SUI	SUI										
						2 Rider(s).							
Non-starter													
14	*KIELICH Timo	ADC	BEL										
						1 Rider(s).							

Legend : B Bonus

OVERALL STAGE CLASSIFICATION 4

Rüschlikon - Passo del San Gottardo
WEDNESDAY 12 JUNE 2024

Distance : 514,800 km
Time of leader : 11h50'08"
Average : 43,490 km/h

Primeo Energie

Rk	Bib	Name	Tm	Nat	Time	Gap	Rk	Bib	Name	Tm	Nat	Time	Gap
141	153	CRADDOCK G Lawson	JAY	USA	12h25'06"	34'58"							
142	26	McLAY Daniel	ARK	GBR	12h25'41"	35'33"							
143	137	WARLOP Jordi	SOQ	BEL	12h25'45"	35'37"							
144	66	* RENARD Alexis	COF	FRA	12h26'16"	36'08"							
145	185	SCHWARZMANN Michael	IPT	GER	12h26'35"	36'27"							
146	43	BENEDETTI Cesare	BOH	POL	12h26'42"	36'34"							
147	115	* MARIT Arne	IWA	BEL	12h26'44"	36'36"							
148	31	CAVENDISH Mark	AST	GBR	12h28'26"	38'18"							
149	142	* ANDRESEN Lund Tobias	DFP	DEN	12h28'45"	38'37"							
150	36	MORKOV Michael	AST	DEN	12h28'47"	38'39"							
151	214	DEBONS Antoine	COR	SUI	12h29'01"	38'53"							
152	233	* JANSSEN Christoph	SUI	SUI	12h29'49"	39'41"							
153	56	* PRICE PEJTERSEN Johan	TBV	DEN	12h30'05"	39'57"							
154	212	* AMELLA Matteo	COR	ITA	12h30'44"	40'36"							
155	156	JANSEN Amund Grondahl	JAY	NOR	12h30'54"	40'46"							
156	237	* STEHLI Felix	SUI	SUI	12h31'22"	41'14"							
157	132	BASTIAENS Ayco	SOQ	BEL	12h32'43"	42'35"							
158	216	MURGANO Marco	COR	ITA	12h34'03"	43'55"							
159	232	* BLUM Elia	SUI	SUI	12h35'50"	45'42"							
160	195	GUARNIERI Jacopo	LTD	ITA	12h36'20"	46'12"							
161	17	* van TRICHT Stan	ADC	BEL	12h38'24"	48'16"							

POINTS CLASSIFICATION 4

Rüschlikon - Passo del San Gottardo
WEDNESDAY 12 JUNE 2024

React

Stage classification					Overall Ranking						
Rk	Bib	Name	Nat	Team	Points	Rk	Bib	Name	Nat	Team	Points
React Sprint - km 135.1						1	62	COQUARD Bryan	FRA	COF	18
1	157	MATTHEWS Michael	AUS	JAY	10	2	157	MATTHEWS Michael	AUS	JAY	18
2	62	COQUARD Bryan	FRA	COF	6	3	57	TRAEEN Torstein	NOR	TBV	12
3	111	CALMEJANE Lilian	FRA	IWA	3	4	134	LAMPAERT Yves	BEL	SOQ	12
Arrival - Passo del San Gottardo - km 171						5	6	NYS Thibau	BEL	LTK	12
1	57	TRAEEN Torstein	NOR	TBV	12	6	234	JENNI Luca	SUI	SUI	10
2	171	YATES Adam Richard	GBR	UAD	8	7	215	GONZALEZ Roberto	PAN	COR	10
3	1	SKJELMOSE Skjelmose Mattias	DEN	LTK	6	8	171	YATES Adam Richard	GBR	UAD	8
4	176	GONCALVES ALMEIDA Joao Pedro	POR	UAD	4	9	176	GONCALVES ALMEIDA Joao Pedro	POR	UAD	8
5	101	BERNAL GOMEZ Egan Arley	COL	IGD	2	10	187	WILLIAMS Stephen	GBR	IPT	8
						11	83	BISSEGGER Stefan	SUI	EFE	8
						12	1	SKJELMOSE Skjelmose Mattias	DEN	LTK	6
						13	82	BETTIOLO Alberto	ITA	EFE	6
						14	102	HAYTER Ethan Edward	GBR	IGD	6
						15	191	de LIE Arnaud	BEL	LTD	6
						16	94	LIENHARD Fabian	SUI	GFC	6
						17	237	STEHLI Felix	SUI	SUI	6
						18	42	ADRIA OLIVERAS Roger	ESP	BOH	4
						19	106	RIVERA VARGAS Brandon Smith	COL	IGD	4
						20	111	CALMEJANE Lilian	FRA	IWA	3
						21	123	JACOBS Johan	SUI	MOV	3
						22	214	DEBONS Antoine	SUI	COR	3
						23	101	BERNAL GOMEZ Egan Arley	COL	IGD	2
						24	74	LAPEIRA Paul	FRA	DAT	2
						25	175	FISHER-BLACK Finn Lachlan Fox	NZL	UAD	2
						26	84	COSTA Rui	POR	EFE	2

BEST CLIMBER CLASSIFICATION 4

Rüschlikon - Passo del San Gottardo
WEDNESDAY 12 JUNE 2024

WIR-Bank

Stage classification					Overall Ranking						
Rk	Bib	Name	Nat	Team	Points	Rk	Bib	Name	Nat	Team	Points
Albispass - km 5.4						1	57	TRAEEN Torstein	NOR	TBV	18
1	136	VERVAEKE Louis	BEL	SOQ	3	2	171	YATES Adam Richard	GBR	UAD	11
2	201	BADILATTI Matteo	SUI	Q36	2	3	114	KUYPERS Gerben	BEL	IWA	10
3	35	LUTSENKO Alexey	KAZ	AST	1	4	234	JENNI Luca	SUI	SUI	10
Schöllenen - km 157						5	215	GONZALEZ Roberto	PAN	COR	7
1	57	TRAEEN Torstein	NOR	TBV	6	6	214	DEBONS Antoine	SUI	COR	7
2	225	THALMANN Roland	SUI	TUD	4	7	1	SKJELMOSE Skjelmoose Mattias	DEN	LTK	6
3	13	DILLIER Silvan	SUI	ADC	3	8	176	GONCALVES ALMEIDA Joao Pedro	POR	UAD	4
4	111	CALMEJANE Lilian	FRA	IWA	2	9	225	THALMANN Roland	SUI	TUD	4
5	157	MATTHEWS Michael	AUS	JAY	1	10	136	VERVAEKE Louis	BEL	SOQ	3
Gotthardpass - km 169.2						11	15	KRAGH ANDERSEN Soren	DEN	ADC	3
1	57	TRAEEN Torstein	NOR	TBV	12	12	186	STEWART Jake	GBR	IPT	3
2	171	YATES Adam Richard	GBR	UAD	8	13	13	DILLIER Silvan	SUI	ADC	3
3	1	SKJELMOSE Skjelmoose Mattias	DEN	LTK	6	14	237	STEHLI Felix	SUI	SUI	3
4	176	GONCALVES ALMEIDA Joao Pedro	POR	UAD	4	15	101	BERNAL GOMEZ Egan Arley	COL	IGD	2
5	101	BERNAL GOMEZ Egan Arley	COL	IGD	2	16	75	PARET PEINTRE Valentin	FRA	DAT	2
						17	201	BADILATTI Matteo	SUI	Q36	2
						18	111	CALMEJANE Lilian	FRA	IWA	2
						19	86	STEINHAUSER Georg	GER	EFE	2
						20	11	LAURANCE Axel	FRA	ADC	2
						21	187	WILLIAMS Stephen	GBR	IPT	1
						22	74	LAPEIRA Paul	FRA	DAT	1
						23	167	VALTER Attila	HUN	TVL	1
						24	157	MATTHEWS Michael	AUS	JAY	1
						25	35	LUTSENKO Alexey	KAZ	AST	1
						26	123	JACOBS Johan	SUI	MOV	1

YOUNG CLASSIFICATION 4

Rüschlikon - Passo del San Gottardo
WEDNESDAY 12 JUNE 2024

Lend.ch

Stage classification							Overall Ranking							
Distance : 171.000 km							Total distance : 514.800 km							
Time of leader : 4h11'09"							Time of leader : 11h50'34"							
Average : 40.852 km/h							Average : 43.465 km/h							
Rk	Bib	Name	Tm	Nat	B	P	Gap	Rk	Bib	Name	Tm	Nat	Time	Gap
1	1	SKJELMOSE Skjelmoose Mattias	LTK	DEN	B:04"		00"	1	1	SKJELMOSE Skjelmoose Mattias	LTK	DEN	11h50'34"	00"
2	141	ONLEY Edgar Oscar	DFP	GBR			39"	2	141	ONLEY Edgar Oscar	DFP	GBR	11h51'25"	51"
3	165	UIJTDEBROEKS Cian	TVL	BEL			"	3	165	UIJTDEBROEKS Cian	TVL	BEL	11h51'29"	55"
4	184	RICCITELLO Matthew	IPT	USA			"	4	184	RICCITELLO Matthew	IPT	USA	11h51'33"	59"
5	174	del TORO ROMERO Isaac	UAD	MEX			48"	5	104	PIDCOCK Thomas	IGD	GBR	11h51'50"	01'16"
6	75	PARET PEINTRE Valentin	DAT	FRA			01'06"	6	174	del TORO ROMERO Isaac	UAD	MEX	11h52'04"	01'30"
7	91	MARTINEZ Lenny	GFC	FRA			"	7	91	MARTINEZ Lenny	GFC	FRA	11h52'05"	01'31"
8	104	PIDCOCK Thomas	IGD	GBR			"	8	127	SANCHEZ MAYO Pelayo	MOV	ESP	11h52'10"	01'36"
9	34	LOPEZ GRANIZO Harold Martin	AST	ECU			01'20"	9	75	PARET PEINTRE Valentin	DAT	FRA	11h52'15"	01'41"
10	127	SANCHEZ MAYO Pelayo	MOV	ESP			"	10	197	van GILS Maxim	LTD	BEL	11h52'18"	01'44"
11	54	PICKERING Xavier Finlay	TBV	GBR			01'27"	11	34	LOPEZ GRANIZO Harold Martin	AST	ECU	11h52'24"	01'50"
12	197	van GILS Maxim	LTD	BEL			01'33"	12	173	CHRISTEN Jan	UAD	SUI	11h52'28"	01'54"
13	173	CHRISTEN Jan	UAD	SUI			01'48"	13	54	PICKERING Xavier Finlay	TBV	GBR	11h53'05"	02'31"
14	131	LECERF William Junior	SOQ	BEL			02'29"	14	222	BRENNER Marco	TUD	GER	11h53'11"	02'37"
15	222	BRENNER Marco	TUD	GER			"	15	131	LECERF William Junior	SOQ	BEL	11h53'20"	02'46"
16	164	STAUNE-MITTET Johannes	TVL	NOR			02'54"	16	164	STAUNE-MITTET Johannes	TVL	NOR	11h53'02"	03'28"
17	67	WOOD Harrison	COF	GBR			03'14"	17	151	SCHMID Mauro	JAY	SUI	11h54'12"	03'38"
18	147	van den BROEK Frank	DFP	NED			"	18	74	LAPEIRA Paul	DAT	FRA	11h54'20"	03'46"
19	151	SCHMID Mauro	JAY	SUI			03'24"	19	27	VAUQUELIN Kevin	ARK	FRA	11h54'41"	04'07"
20	74	LAPEIRA Paul	DAT	FRA			03'37"	20	161	TULETT Ben	TVL	GBR	11h54'57"	04'23"
21	27	VAUQUELIN Kevin	ARK	FRA			03'39"	21	147	van den BROEK Frank	DFP	NED	11h55'21"	04'47"
22	24	GARCIA PIERNA Raul	ARK	ESP			"	22	175	FISHER-BLACK Finn Lachlan Fox	UAD	NZL	11h55'59"	05'25"
23	161	TULETT Ben	TVL	GBR			04'15"	23	24	GARCIA PIERNA Raul	ARK	ESP	11h56'55"	06'21"
24	72	BAUDIN Alex	DAT	FRA			04'58"	24	155	FOLDAGER Anders	JAY	DEN	11h58'19"	07'45"
25	175	FISHER-BLACK Finn Lachlan Fox	UAD	NZL			05'25"	25	72	BAUDIN Alex	DAT	FRA	12h01'38"	11'04"
26	96	THOMPSON Reuben	GFC	NZL			07'17"	26	146	LEEMREIZE Gijs	DFP	NED	12h02'59"	12'25"
27	155	FOLDAGER Anders	JAY	DEN			07'20"	27	67	WOOD Harrison	COF	GBR	12h04'33"	13'59"
28	146	LEEMREIZE Gijs	DFP	NED			07'41"	28	172	BARONCINI Filippo	UAD	ITA	12h05'24"	14'50"
29	183	FRIGO Marco	IPT	ITA			07'51"	29	223	MAYRHOFER Marius	TUD	GER	12h05'48"	15'14"
30	226	WILKSCH Hannes	TUD	GER			10'28"	30	47	WANDAHL Frederik	BOH	DEN	12h07'16"	16'42"
31	235	PUNTENER Fabio	SUI	SUI			11'54"	31	183	FRIGO Marco	IPT	ITA	12h07'28"	16'54"
32	114	KUYPERS Gerben	IWA	BEL			12'47"	32	86	STEINHAUSER Georg	EFE	GER	12h07'53"	17'19"
33	86	STEINHAUSER Georg	EFE	GER			13'11"	33	96	THOMPSON Reuben	GFC	NZL	12h07'55"	17'21"
34	223	MAYRHOFER Marius	TUD	GER			13'28"	34	11	LAURANCE Axel	ADC	FRA	12h08'46"	18'12"
35	154	ENGELHARDT Felix	JAY	GER			13'31"	35	87	van den BERG Marijn	EFE	NED	12h10'08"	19'34"
36	103	HEIDUK Kim Alexander	IGD	GER			"	36	97	WATSON Samuel	GFC	GBR	12h10'12"	19'38"
37	172	BARONCINI Filippo	UAD	ITA			"	37	112	BUSATTO Francesco	IWA	ITA	12h10'36"	20'02"
38	47	WANDAHL Frederik	BOH	DEN			"	38	226	WILKSCH Hannes	TUD	GER	12h10'50"	20'16"
39	186	STEWART Jake	IPT	GBR			15'27"	39	133	GELDERS Gil	SOQ	BEL	12h11'24"	20'50"
40	204	CALZONI Walter	Q36	ITA			16'21"	40	6	NYS Thibau	LTK	BEL	12h12'33"	21'59"
41	144	FLYNN Sean	DFP	GBR			16'53"	41	191	de LIE Arnaud	LTD	BEL	12h12'53"	22'19"
42	133	GELDERS Gil	SOQ	BEL			17'28"	42	186	STEWART Jake	IPT	GBR	12h13'29"	22'55"
43	87	van den BERG Marijn	EFE	NED			"	43	235	PUNTENER Fabio	SUI	SUI	12h14'16"	23'42"
44	152	BERHE Hagos Welay	JAY	ETH			"	44	204	CALZONI Walter	Q36	ITA	12h14'17"	23'43"
45	11	LAURANCE Axel	ADC	FRA			17'31"	45	211	BALMER Alexandre	COR	SUI	12h14'42"	24'08"
46	236	SOMMER Jan	SUI	SUI			18'42"	46	144	FLYNN Sean	DFP	GBR	12h15'07"	24'33"
47	217	STOCKLI Jan	COR	SUI			19'09"	47	236	SOMMER Jan	SUI	SUI	12h16'06"	25'32"
48	97	WATSON Samuel	GFC	GBR			"	48	103	HEIDUK Kim Alexander	IGD	GER	12h16'13"	25'39"
49	115	MARIT Arne	IWA	BEL			"	49	114	KUYPERS Gerben	IWA	BEL	12h18'53"	28'19"
50	112	BUSATTO Francesco	IWA	ITA			"	50	193	DRIZNERS Jarrad Eriks	LTD	AUS	12h19'27"	28'53"
51	193	DRIZNERS Jarrad Eriks	LTD	AUS			"	51	202	AZPARREN IRURZUN Xabier Mikel	Q36	ESP	12h19'31"	28'57"
52	143	BITTNER Pavel	DFP	CZE			19'16"	52	154	ENGELHARDT Felix	JAY	GER	12h21'01"	30'27"
53	52	MIHOLJEVIĆ Fran	TBV	CRO			"	53	152	BERHE Hagos Welay	JAY	ETH	12h21'14"	30'40"
54	211	BALMER Alexandre	COR	SUI			"	54	143	BITTNER Pavel	DFP	CZE	12h21'37"	31'03"
55	6	NYS Thibau	LTK	BEL			19'19"	55	52	MIHOLJEVIĆ Fran	TBV	CRO	12h21'49"	31'15"
56	191	de LIE Arnaud	LTD	BEL			19'21"	56	217	STOCKLI Jan	COR	SUI	12h22'22"	31'48"
57	237	STEHLI Felix	SUI	SUI			20'25"	57	234	JENNI Luca	SUI	SUI	12h24'05"	33'31"
58	142	ANDRESEN Lund Tobias	DFP	DEN			21'05"	58	66	RENARD Alexis	COF	FRA	12h26'16"	35'42"
59	17	van TRICHT Stan	ADC	BEL			22'51"	59	115	MARIT Arne	IWA	BEL	12h26'44"	36'10"
60	66	RENARD Alexis	COF	FRA			"	60	142	ANDRESEN Lund Tobias	DFP	DEN	12h28'45"	38'11"
61	212	AMELLA Matteo	COR	ITA			"	61	233	JANSSEN Christoph	SUI	SUI	12h29'49"	39'15"
62	233	JANSSEN Christoph	SUI	SUI			"	62	56	PRICE PEJTERSEN Johan	TBV	DEN	12h30'05"	39'31"
63	232	BLUM Elia	SUI	SUI			"	63	212	AMELLA Matteo	COR	ITA	12h30'44"	40'10"

YOUNG CLASSIFICATION 4

Rüschlikon - Passo del San Gottardo
WEDNESDAY 12 JUNE 2024

Lend.ch

Stage classification

Distance : 171.000 km

Time of leader : 4h11'09" Average : 40.852 km/h

Rk	Bib	Name	Tm	Nat	B	P	Gap
64	234	JENNI Luca	SUI	SUI			''
65	56	PRICE PEJTERSEN Johan	TBV	DEN			''
66	202	AZPARREN IRURZUN Xabier Mikel	Q36	ESP			''
<u>Non-starter</u>							
	14	KIELICH Timo	ADC	BEL			

1 Rider(s)

Overall Ranking

Total distance : 514.800 km

Time of leader : 11h50'34" Average : 43.465 km/h

Rk	Bib	Name	Tm	Nat	Time	Gap
64	237	STEHLI Felix	SUI	SUI	12h31'22"	40'48"
65	232	BLUM Elia	SUI	SUI	12h35'50"	45'16"
66	17	van TRICHT Stan	ADC	BEL	12h38'24"	47'50"

Legend : B Bonus

Page 2 of 2 12/06/2024 - 17:14:15

SUMMARY OF BONUSES 4

Rüschlikon - Passo del San Gottardo WEDNESDAY 12 JUNE 2024

Stage details					Total Stage						
Rk	Bib	Name	Nat	Tm	Bonus	Rk	Bib	Name	Nat	Tm	Bonus
Tissot KM - km 159.2						1	57	TRAEEN Torstein	NOR	TBV	16"
1	57	TRAEEN Torstein	NOR	TBV	03"	2	6	NYS Thibau	BEL	LTK	10"
2	225	THALMANN Roland	SUI	TUD	02"	3	62	COQUARD Bryan	FRA	COF	10"
3	13	DILLIER Silvan	SUI	ADC	01"	4	123	JACOBS Johan	SUI	MOV	06"
Tissot KM - km 160						5	157	MATTHEWS Michael	AUS	JAY	06"
1	57	TRAEEN Torstein	NOR	TBV	03"	6	171	YATES Adam Richard	GBR	UAD	06"
2	225	THALMANN Roland	SUI	TUD	02"	7	187	WILLIAMS Stephen	GBR	IPT	06"
3	13	DILLIER Silvan	SUI	ADC	01"	8	234	JENNI Luca	SUI	SUI	06"
Arrival - Passo del San Gottardo - km 171						9	237	STEHLI Felix	SUI	SUI	06"
1	57	TRAEEN Torstein	NOR	TBV	10"	10	1	SKJELMOSE Skjelmoose Mattias	DEN	LTK	04"
2	171	YATES Adam Richard	GBR	UAD	06"	11	82	BETTIOL Alberto	ITA	EFE	04"
3	1	SKJELMOSE Skjelmoose Mattias	DEN	LTK	04"	12	191	de LIE Arnaud	BEL	LTD	04"
						13	225	THALMANN Roland	SUI	TUD	04"
						14	215	GONZALEZ Roberto	PAN	COR	03"
						15	13	DILLIER Silvan	SUI	ADC	02"
						16	114	KUYBERS Gerben	BEL	IWA	02"
						17	214	DEBONS Antoine	SUI	COR	01"

Total Bonifications : 01'36"

TEAM CLASSIFICATION 4

























Rüschlikon - Passo del San Gottardo
WEDNESDAY 12 JUNE 2024

Stage classification				Overall Ranking			
Distance : 171,000 km				Total distance : 514,800 km			
Rk	Team	Time	Gap	Rk	Team	Time	Gap
1	UAE TEAM EMIRATES 171 / 176 / 174	12h33'50"	00"	1	UAE TEAM EMIRATES	35h32'08"	00"
2	BAHRAIN VICTORIOUS 57 / 55 / 54	12h35'12"	01'22"	2	INEOS GRENADIERS	35h35'04"	02'56"
3	MOVISTAR TEAM 121 / 126 / 127	12h36'32"	02'42"	3	MOVISTAR TEAM	35h35'48"	03'40"
4	INEOS GRENADIERS 101 / 104 / 106	12h36'34"	02'44"	4	TEAM VISMA LEASE A BIKE	35h36'21"	04'13"
5	ISRAEL - PREMIER TECH 184 / 182 / 187	12h37'28"	03'38"	5	ISRAEL - PREMIER TECH	35h36'26"	04'18"
6	TEAM VISMA LEASE A BIKE 165 / 163 / 164	12h37'48"	03'58"	6	DECATHLON AG2R LA MONDIALE TEAM	35h38'03"	05'55"
7	DECATHLON AG2R LA MONDIALE TEAM 71 / 75 / 74	12h38'49"	04'59"	7	LIDL-TREK	35h38'52"	06'44"
8	TUDOR PRO CYCLING TEAM 225 / 221 / 222	12h39'23"	05'33"	8	EF EDUCATION - EASYPOST	35h39'04"	06'56"
9	EF EDUCATION - EASYPOST 81 / 82 / 85	12h40'05"	06'15"	9	BORA - HANSGRÖHE	35h39'35"	07'27"
10	LIDL-TREK 1 / 7 / 3	12h40'22"	06'32"	10	TUDOR PRO CYCLING TEAM	35h39'39"	07'31"
11	BORA - HANSGRÖHE 45 / 42 / 48	12h40'23"	06'33"	11	BAHRAIN VICTORIOUS	35h41'49"	09'41"
12	ARKEA-B&B HOTELS 27 / 24 / 25	12h44'24"	10'34"	12	GROUPAMA-FDJ	35h44'42"	12'34"
13	TEAM DSM-FIRMENICH POSTNL 141 / 147 / 146	12h45'01"	11'11"	13	TEAM DSM-FIRMENICH POSTNL	35h47'10"	15'02"
14	GROUPAMA-FDJ 91 / 95 / 96	12h45'04"	11'14"	14	Q36.5 PRO CYCLING TEAM	35h47'19"	15'11"
15	Q36.5 PRO CYCLING TEAM 201 / 205 / 206	12h46'53"	13'03"	15	ARKEA-B&B HOTELS	35h47'46"	15'38"
16	TEAM JAYCO ALULA 151 / 155 / 157	12h52'56"	19'06"	16	TEAM JAYCO ALULA	35h53'12"	21'04"
17	LOTTO DSTNY 197 / 196 / 192	12h54'54"	21'04"	17	SOUDAL QUICK-STEP	35h54'24"	22'16"
18	SOUDAL QUICK-STEP 136 / 131 / 133	12h55'12"	21'22"	18	LOTTO DSTNY	35h56'52"	24'44"
19	COFIDIS 67 / 64 / 65	12h57'00"	23'10"	19	ALPECIN-DECEUNINCK	35h58'04"	25'56"
20	ALPECIN-DECEUNINCK 13 / 12 / 15	12h57'47"	23'57"	20	COFIDIS	35h59'24"	27'16"
21	INTERMARCHÉ - WANTY 111 / 117 / 114	13h01'48"	27'58"	21	INTERMARCHÉ - WANTY	36h08'09"	36'01"
22	ASTANA QAZAQSTAN TEAM 34 / 35 / 37	13h07'27"	33'37"	22	ASTANA QAZAQSTAN TEAM	36h09'46"	37'38"
23	CORRATEC VINI FANTINI 213 / 215 / 214	13h14'47"	40'57"	23	CORRATEC VINI FANTINI	36h40'17"	1h08'09"
24	SWISS CYCLING 235 / 236 / 237	13h24'28"	50'38"	24	SWISS CYCLING	36h52'07"	1h19'59"

CAR ORDER

Stage n°5 : Ambri - Cari

JEUDI 13 JUIN 2024

- 1  UAE TEAM EMIRATES
- 2  LIDL-TREK
- 3  INEOS GRENADIERS
- 4  TEAM VISMA | LEASE A BIKE
- 5  TEAM DSM-FIRMENICH POSTNL
- 6  MOVISTAR TEAM
- 7  ISRAEL - PREMIER TECH
- 8  DECATHLON AG2R LA MONDIALE TEAM
- 9  BORA - HANSGROHE
- 10  BAHRAIN VICTORIOUS
- 11  GROUPAMA-FDJ
- 12  EF EDUCATION - EASYPOST
- 13  LOTTO DSTNY
- 14  Q36.5 PRO CYCLING TEAM
- 15  ASTANA QAZAQSTAN TEAM
- 16  SOUDAL QUICK-STEP
- 17  TUDOR PRO CYCLING TEAM
- 18  TEAM JAYCO ALULA
- 19  ARKEA-B&B HOTELS
- 20  ALPECIN-DECEUNINCK
- 21  COFIDIS
- 22  INTERMARCHÉ - WANTY
- 23  CORRATEC VINI FANTINI
- 24  SWISS CYCLING

MITTEILUNGEN DER KOMMISSÄRE / COMMISSIONERS INFO

Nur in Englisch aufgeführt.

Modification Classifications Stage 3

After checking the photo finish for this stage, the stage 3 classification, overall classification, younger classification and team classification have been modified accordingly.

2.12.007-6.3

Breach of regulations or guidelines concerning vehicle movements during the race
DS- KREUZIGER Roman - BAHRAIN VICTORIOUS - 10003205327
Amende de 500CHF

2.12.007-7.6

Use of pavements that do not form part of the race route and rider no identified
DS- ERVITI Imanol - INEOS GRENADEIERS - 10003200879
Amende de 1000CHF
Fine of 1000CHF

2.12.007-8.6

Inappropriate behaviour (urinating in public during the race)
166- VADER Milan - TEAM VISMA | LEASE A BIKE - 10008833347
182- BENNETT George - ISRAEL - PREMIER TECH - 10006444521
Amende de 200CHF chacun
Fine of 200CHF each

2.12.007-6.3

Breach of regulations or guidelines concerning vehicle movements during the race

Moto Photo 31 - Tim De Waele (photographe) et son pilote Rodrigue Verfaillie - 100 651 722 60
Amende de 1000CHF chacun
Mise hors course pour l'étape n°5

Moto Photo 49 - Jan de Meuleneir (photographe) et son pilote De Vuyst Guy – 100 651 581 16
Amende de 500CHF chacun
Mise hors course pour l'étape n°5

Moto Photo 24 - Samuel Buchli (photographe) et son pilote Alexander Renner – 100 626 119 65
Amende de 500CHF chacun
Mise hors course pour l'étape n°5

Prevention of technology fraud :

As part of the fight against technological fraud, 8 bikes were checked Today.
All bikes complied with UCI regulations.

Remind for riders

Please remind to the riders to show their back number when they cross the finish line

Feeding

For stage 5, feeding will be open from kilometer 0 and will be close at 10 kilometers from the finish.

INFORMATION 4. ETAPPE

Mitteilungen der Direktion

Keine Mitteilungen

Mitteilungen der Ärzte UCI

Km 79 Sturz von zwei Fahrern, nach kurzer medizinischer Betreuung konnten die Fahrer das Rennen fortsetzen.

Km 161 Sturz von zwei Fahrern, konnten ohne medizinischer Betreuung weiterfahren

INFORMATION STAGE 4

Management report





Nothing to report.

Medical report

Km 79 crash of two riders, after a short medical treatment the riders could continue the race.

Km 161 crash of two riders, were able to continue without medical assistance

LEADERTRIKOTS FÜR DIE 5. ETAPPE LEADER JERSEYS FOR STAGE 5

Nr. No.	Name, Vorname surname, firstname	Team Team	Klassifikation / classification	
Leader 171	YATES Adam	UAD	Gesamtleader Overall leader „Primeo Energie“	
Leader 57	TRAEEN Torstein	TBV	Bergpreis-Leader (GPM) King of the mountains „WIR-Bank“	
Leader 62	COQUARD Bryan	COF	Punkte-Leader Points leader „React“	
Leader 1	SKJELMOSE Mattias	LTK	Bester Jungprofi Best young professional „Lend.ch“	

SPEZIALWERTUNGEN / SPECIAL CLASSIFICATIONS

57	TRAEEN Torstein	TBV	Tissot Time Kilometer
57	TRAEEN Torstein	TBV	Most combative rider

INFORMATION 5. ETAPPE

Startgelände in Ambri

An alle Chauffeure

Die Anfahrt zum Startgelände führt ausnahmslos via PPO.

Ab PPO den Jalontafeln (START) folgen.
Anschliessend ausnahmslos den farbigen Jalontafeln zu den Parkplätzen folgen.



Getränke-Ausgabe für Mannschaften

Die Getränke-Ausgabe erfolgt auf dem Parkplatz der Mannschaften. Das TdS-Fahrzeug ist mit einer Tafel gekennzeichnet. (Mannschaften „Getränkeausgabe“).

Präsentation der Teams

11h55 – 12h10	12h10 – 12h25	12h25 – 12h40	12h40 – 12h55
SWISS CYCLING	TEAM JAYCO ALULA	EF EDUCATION - EASY-POST	MOVI-STAR TEAM
CORRATEC VINI FANTINI	TUDOR PRO CYCLING TEAM	GROUPAMA-FDJ	TEAM DSM-FIRMENICH POSTNL
INTER-MARCHÉ - WANTY	SOUDAL QUICK-STEP	BAHRAIN VICTORIOUS	TEAM VISMA LEASE A BIKE
COFIDIS	ASTANA QAZAQSTAN TEAM	BORA - HANSGRÖHE	INEOS GRENADIERS
ALPECIN-DECEUNINCK	Q36.5 PRO CYCLING TEAM	DECATHLON AG2R LA MONDIALE TEAM	LIDL-TREK
ARKEA-B&B HOTELS	LOTTO DSTNY	ISRAEL - PREMIER TECH	UAE TEAM EMIRATES

Präsentation der Leadertrikots

Die Träger der vier Wertungstrikots von Primeo Energie, Lend.ch, React und WIR BANK sind gebeten 5 Minuten vor dem Start sich in der ersten Reihe aufzustellen.

Der direkte Weg von Ambri nach Cari

Variante 1*: von Ambri nach Cari: 18 Km / 0 h 35 min.

Streckenbeschilderung gelb folgen

Variante 2*: von Ambri nach Cari: 28 Km / 0 h 45 min.

Autobahnauffahrt A2 Richtung Bellinzona/Faido wählen. Ausfahrt 43-Faido wählen und dort links in Richtung Faido/Lavorgo/Cari fahren. Ab PPO in den Jalontafeln (ZIEL) folgen.



Anschliessend ausnahmslos den farbigen Jalontafeln zu den Parkplätzen folgen.

Team Parking Ziel:

Team Busse: Beim Ziel stehen keine Parkmöglichkeiten für Team Busse zur Verfügung. Der Parkplatz für die Team Busse befindet sich in Ambri bei der Gotthard Arena.
 Betreuer Fahrzeuge: pro Team gibt es beim Ziel in Cari maximal zwei Parkplätze für Betreuer.
 Zufahrt nach Cari sind nur wie folgt möglich:
 *Variante 1: max. 1 Fahrzeug pro Team via Osco in Rennrichtung. Wegfahrt in Ambri bis 12.45 Uhr. Kein Stopp im Anstieg – muss bis Cari fahren.
 **Variante 2: 1 oder 2 Fahrzeuge via Faido. Ab Faido ist die Zufahrt nach Cari erst ab 14:30 (nach Passage des Besenwagen möglich)

Gefährliche Stellen / Sicherheitshinweis der Organisation

Km 23.7	Enge Strasse bis zum GPM
Km 80	Baustelle, enge Durchfahrt
Km 101.5	schmale Strasse

Zielgelände in Cari

Es gibt keine Umleitung für Sportliche Leiter. Die Abfahrt führt durch das Ziel.

Die Fahrzeuge der Sportlichen Leiter werden anschliessend auf der rechten Fahrbahn (in Richtung Osco aufkoloniert. Die Wegfahrt erfolgt ausnahmslos (Einbahn) via Osco.

Siegerehrung

Die Fahrer erscheinen kurz nach der Ankunft auf dem nach der Ziellinie aufgestellten Podium. Folgende Fahrer sind dazu verpflichtet, an der Siegerehrung teilzunehmen:

- Der Etappensieger
- Der Gesamtsieger
- Die Leader der Spezialklassen
- Der Sieger des Tissot-Kilometer
- Der aktivste Fahrer der Etappe

INFORMATION STAGE 5

Starting area in Ambri

Drivers note

The approach to the start area is always via PPO.

From the PPO, follow the Jalon signs (START). Then follow the colored Jalon signs to the parking areas without exception.



Drinks distribution for teams

Drinks distribution takes place in the teams' parking lot. The TdS vehicle is marked with a sign (Mannschaften „Getränkeausgabe“).

Team presentation

11h55 – 12h10	12h10 – 12h25	12h25 – 12h40	12h40 – 12h55
SWISS CYCLING	TEAM JAYCO ALULA	EF EDUCATION - EASY-POST	MOVI-STAR TEAM
CORRATEC VINI FANTINI	TUDOR PRO CYCLING TEAM	GROUPAMA-FDJ	TEAM DSM-FIRMENICH POSTNL
INTER-MARCHÉ - WANTY	SOUDAL QUICK-STEP	BAHRAIN VICTORIOUS	TEAM VISMA LEASE A BIKE
COFIDIS	ASTANA QAZAQSTAN TEAM	BORA - HANSGRÖHE	INEOS GRENADIERS
ALPECIN-DECEUNINCK	Q36.5 PRO CYCLING TEAM	DECATHLON AG2R LA MONDIALE TEAM	LIDL-TREK
ARKEA-B&B HOTELS	LOTTO DSTNY	ISRAEL - PREMIER TECH	UAE TEAM EMIRATES

Presentation of the leader jerseys

The wearers of the four classification jerseys from Primeo Energie, Lend.ch, React and WIR BANK are asked to line up in the front row 5 minutes before the start.

The direct route from Ambri to Cari

Variant 1*: from Ambri to Cari: 18 km / 0 h 35 min.

Follow the yellow route signs

Variant 2*: from Ambri to Cari: 28 km / 0 h 45 min.

Take the A2 highway exit in the direction of Bellinzona/Faido. Take exit 43-Faido and then turn left towards Faido/Lavorgo/Cari.
From PPO follow the Jalon signs (ZIEL).



Then follow the colored Jalon signs to the parking spaces.

Team Parking Destination

Team buses: There is no parking available for team buses at the finish. The parking lot for the team buses is located in Ambri at the Gotthard Arena.

Supervisors' vehicles: there is a maximum of two parking spaces per team for supervisors at the finish in Cari. Access to Cari is only possible as follows:

*Variant 1: max. 1 vehicle per team via Osco in the direction of the race. Departure from Ambri by 12.45 pm. No stop on the climb - must drive to Cari.

**Option 2: 1 or 2 vehicles via Faido. From Faido, access to Cari is only possible from 14:30 (after passing the broom wagon)

Roadworks / Organization's Safety Advisories

Km 23.7	Narrow road until the GPM
Km 80	Construction site, narrow passage
Km 101.5	Narrow road

Finish area in Cari

There is no detour for sports leaders. The exit leads through the finish.

The vehicles of the sports leaders will then be colonized on the right lane (in the direction of Osco, one way). The departure is always via Osco.

Podium ceremony

The riders appear shortly after arrival on the podium set up after the finish line.

The following riders are obliged to take part in the award ceremony:

- The stage winner
- The overall winner
- The leaders of the special classifications
- The winner of the Tissot Kilometer
- The most active rider of the stage

GENERELLE INFORMATIONEN

Info für Autoverlad Realp – Oberwald

Donnerstag, 13.06.2024

Autoverlad im Stundentakt zwischen Realp und Oberwald von 06h05 bis 12h35

Autoverlad im 30 Minutentakt zwischen Realp und Oberwald von 13h05 bis 21h05

Bitte beachten, dass der individual Verkehr ebenfalls den Autozug nehmen kann. Es gibt keine Priorisierung der Tour de Suisse Fahrzeuge. Wir empfehlen allen, frühzeitig den Zug in Richtung Oberwald zu nehmen.

Freitag, 14.06.2024

Autoverlad im Halbstundentakt zwischen Realp und Oberwald ab 06h05

Die Züge um 12h35 und 13h05 sind ausschliesslich für die Teams (3 Auto pro Team) reserviert. Im Bulletin der 5. Etappe wird sich die Liste für den Autoverlad der Teams zu finden sein

Bitte beachten, dass der individuelle Verkehr ebenfalls den Autozug nehmen kann. Mit Ausnahme der Züge 12h35 und 13h05 gibt es keine Priorisierung der Tour de Suisse Fahrzeuge. Wir empfehlen allen, frühzeitig den Zug in Richtung Oberwald zu nehmen.

Mitteilung an alle Teams

Die Betreuer der jeweiligen Teams sind verpflichtet, den Podium-Badge bei der Siegerehrung vorzuweisen.

Startreihenfolge der Mannschaftsfahrzeuge

Rote Aufkleber für erstes Fahrzeug.

Schwarze Aufkleber für zweites Fahrzeug.

Interne Telefonkontrolle und Tour-Funk

Täglich findet eine Stunde vor dem Start die Kommunikationskontrolle Radio-Tour statt.

Verantwortliche: Joel Brönnimann

Aufruf an alle Fahrer der Fahrzeuge: UNBEDINGT 60 Minuten (1 Stunde) vor dem Start IM AUTO bereit sein für die Kommunikationskontrolle Radio-Tour.

Bulletin-Versand

Das Bulletin wird jeweils auf der Homepage zur Verfügung gestellt:

<https://www.tourdesuisse.ch/medien/dokumente/>

GENERAL INFORMATION

Info for car transport Realp - Oberwald

Thursday, 13.06.2024

Car transport every hour between Realp and Oberwald from 06h05 to 12h35

Car transport every 30 minutes between Realp and Oberwald from 13h05 to 21h05

Please note that individual traffic can also take the car train. There is no prioritization of Tour de Suisse vehicles. We recommend everyone to take the train to Oberwald early.

Friday, 14.06.2024

Car transport every half hour between Realp and Oberwald from 06h05

The trains at 12h35 and 13h05 are reserved exclusively for the teams (3 cars per team). In the bulletin of the 5th stage you will find the list for the car transport of the teams

Please note that individual traffic can also take the car train. With the exception of the 12h35 and 13h05 trains, there is no prioritization of Tour de Suisse vehicles. We recommend everyone to take the train to Oberwald early.

Team communication

To the soigneur's of the teams: please present your accreditation for the podium ceremony.

Team support vehicle start order

Red sticker for the first vehicle.

Black sticker for the second vehicle.

Internal phone and radio-tour inspection

Every day, one hour before the start, the radio check of Radio-Tour take place.

Person in charge: Joel Brönnimann

Attention all vehicle drivers: PLEASE be ready in your car 60 minutes (1 hour) before the start for the Radio-Tour communication check.

Distribution of the Bulletin

You find the daily report on this page:

<https://www.tourdesuisse.ch/medien/dokumente/>

START LIST 5

Ambri - Cari
JEUDI 13 JUN 2024

LTK LIDL-TREK			EFE EF EDUCATION - EASYPOST			TVL TEAM VISMA LEASE A BIKE		
1	*SKJELMOSE S.M.	3e à 26"	81	CARAPAZ Richard	17e à 02'02"	161	*TULETT Ben	44e à 04'49"
2	BERNARD Julien	76e à 16'49"	82	BETTIOL Alberto	30e à 02'50"	162	GESINK Robert	74e à 16'21"
3	KONRAD Patrick	39e à 04'07"	83	BISSEGGER Stefan	137e à 33'49"	163	KELDERMAN Wilco	5e à 01'15"
4	MOLLEMA Bauke	AB 4	84	COSTA Rui	69e à 14'51"	164	*STAUNE-MITTET Johannes	37e à 03'54"
5	MOSCA Jacopo	128e à 31'53"	85	SHAW James	66e à 14'02"	165	*UIJTDEBROEKS Cian	8e à 01'21"
6	*NYS Thibau	99e à 22'25"	86	*STEINHAUSER Georg	79e à 17'45"	166	VADER Milan	52e à 08'06"
7	OOMEN Sam	42e à 04'31"	87	*van den BERG Marijn	87e à 20'00"	167	VALTER Attila	45e à 04'57"
ADC ALPECIN-DECEUNINCK			GFC GROUPAMA-FDJ			UAD UAE TEAM EMIRATES		
11	*LAURANCE Axel	82e à 18'38"	91	*MARTINEZ Lenny	15e à 01'57"	171	YATES Adam Richard	1er en 11h50'08"
12	CONCI Nicola	49e à 06'32"	92	BYSTROM Sven Erik	116e à 27'57"	172	*BARONCINI Filippo	71e à 15'16"
13	DILLIER Silvan	53e à 08'08"	93	KUNG Stefan	81e à 18'35"	173	*CHRISTEN Jan	23e à 02'20"
14	*KELICH Timo	NP 4	94	LIENHARD Fabian	131e à 32'02"	174	*del TORO ROMERO Isaac	14e à 01'56"
15	KRAGH ANDERSEN Soren	83e à 18'41"	95	MOLARD Rudy	41e à 04'26"	175	*FISHER-BLACK F.L.	47e à 05'51"
16	RIESEBEEK Oscar	133e à 32'42"	96	*THOMPSON Reuben	80e à 17'47"	176	GONCALVES ALMEIDA	2e à 26"
17	*van TRICHT Stan	161e à 48'16"	97	*WATSON Samuel	88e à 20'04"	177	HIRSCHI Marc	84e à 18'46"
ARK ARKEA-B&B HOTELS			IGD INEOS GRENADIERS			IPT ISRAEL - PREMIER TECH		
21	DEMARE Arnaud	122e à 30'37"	101	BERNAL GOMEZ Egan Arley	4e à 49"	181	ACKERMANN Pascal	121e à 30'15"
22	ALBANESE Vincenzo	97e à 21'47"	102	HAYTER Ethan Edward	31e à 02'52"	182	BENNETT George	16e à 02'00"
23	DELAPLACE Anthony	85e à 19'37"	103	*HEIDUK Kim Alexander	113e à 26'05"	183	*FRIGO Marco	78e à 17'20"
24	*GARCIA PIERNA Raul	51e à 06'47"	104	*PIDCOCK Thomas	11e à 01'42"	184	*RICCITELLO Matthew	9e à 01'25"
25	GUGLIELMI Simon	59e à 11'44"	105	PUCCIO Salvatore	123e à 30'45"	185	SCHWARZMANN Michael	145e à 36'27"
26	McLay Daniel	142e à 35'33"	106	RIVERA VARGAS B.S.	28e à 02'49"	186	*STEWART Jake	103e à 23'21"
27	*VAUQUELIN Kevin	43e à 04'33"	107	RODRIGUEZ GARAICO.	86e à 19'47"	187	WILLIAMS Stephen	29e à 02'49"
AST ASTANA QAZAQSTAN TEAM			IWA INTERMARCHÉ - WANTY			LTD LOTTO DSTNY		
31	CAVENDISH Mark	148e à 38'18"	111	CALMEJANE Lilian	62e à 12'46"	191	*de LIE Arnaud	101e à 22'45"
32	BATTISTELLA Samuele	136e à 33'46"	112	*BUSATTO Francesco	91e à 20'28"	192	BEULLENS Cedric	106e à 23'54"
33	BOL Cees	135e à 33'21"	113	*GOLLEONI Kevin	NP 2	193	*DRIZNERS Jarrad Eriks	119e à 29'19"
34	*LOPEZ GRANIZO H.M.	22e à 02'16"	114	*KUYPERS Gerben	118e à 28'45"	194	EENKHOORN Pascal	115e à 27'02"
35	LUTSENKO Alexey	70e à 15'12"	115	*MARIT Arne	147e à 36'36"	195	GUARNIERI Jacopo	160e à 46'12"
36	MORKOV Michael	150e à 38'39"	116	PETILLI Simone	139e à 34'25"	196	MONIQUET Sylvain	36e à 03'32"
37	VELASCO Simone	98e à 22'01"	117	TAARAMAE Rein	57e à 10'57"	197	*van GILS Maxim	20e à 02'10"
BOH BORA - HANSGROHE			MOV MOVISTAR TEAM			Q36 Q36.5 PRO CYCLING TEAM		
41	BUCHMANN Emanuel	NP 3	121	MAS NICOLAU Enric	7e à 01'17"	201	BADILATTI Matteo	26e à 02'38"
42	ADRIA OLIVERAS Roger	27e à 02'45"	122	ARCAS Jorge	75e à 16'38"	202	*AZPARREN IRURZUN X	120e à 29'23"
43	BENEDETTI Cesare	146e à 36'34"	123	JACOBS Johan	130e à 31'57"	203	BRAMBILLA Gianluca	95e à 20'52"
44	HIGUITA GARCIA S.	12e à 01'48"	124	OLIVEIRA Nelson	65e à 13'16"	204	*CALZONI Walter	108e à 24'09"
45	MEEUS Jordi	134e à 32'46"	125	QUINTANA Nairo	NP 3	205	de la CRUZ MELGAR.	21e à 02'13"
46	*WANDAHL Frederik	77e à 17'08"	126	RUBIO REYES Einer Augusto	24e à 02'23"	206	HOWSON Damien Craig	60e à 12'21"
47	ZWIEHOFF Ben	48e à 06'01"	127	*SANCHEZ MAYO Pelayo	18e à 02'02"	207	MALECKI Kamil	129e à 31'55"
TBV BAHRAIN VICTORIOUS			SOQ SOUDAL QUICK-STEP			COR CORRATEC VINI FANTINI		
51	CARUSO Damiano	111e à 25'15"	131	*LECERF William Junior	35e à 03'12"	211	*BALMER Alexandre	109e à 24'34"
52	*MIHOLJEVIĆ Fran	127e à 31'41"	132	BASTIAENS Ayco	157e à 42'35"	212	*AMELLA Matteo	154e à 40'36"
53	PASQUALON Andrea	117e à 28'31"	133	*GELDERS Gil	96e à 21'16"	213	DARBELLAY Valentin	93e à 20'43"
54	*PICKERING Xavier Finlay	32e à 02'57"	134	LAMPAERT Yves	89e à 20'11"	214	DEBONS Antoine	151e à 38'53"
55	POELS Wouter	13e à 01'50"	135	MASNADA Fausto	NP 2	215	GONZALEZ Roberto	140e à 34'32"
56	*PRICE PEJTERSEN Johan	153e à 39'57"	136	VERVAEKE Louis	25e à 02'33"	216	MURGANO Marco	158e à 43'55"
57	TRAEEN Torstein	73e à 16'19"	137	WARLOP Jordi	143e à 35'37"	217	*STOCKLI Jan	132e à 23'14"
COF COFIDIS			DFP TEAM DSM-FIRMENICH POSTNL			TUD TUDOR PRO CYCLING TEAM		
61	IZAGUIRRE INSAUSTI Ion	68e à 14'48"	141	*ONLEY Edgar Oscar	6e à 01'17"	221	VOISARD Yannick	33e à 03'02"
62	COQUARD Bryan	94e à 20'44"	142	*ANDRESEN Lund Tobias	149e à 38'37"	222	*BRENNER Marco	34e à 03'03"
63	de GENDT Aime	90e à 20'19"	143	*BITTNER Pavel	123e à 31'29"	223	*MAYRHOFER Marius	72e à 15'40"
64	HERRADA Jesus	55e à 09'49"	144	*FLYNN Sean	110e à 24'59"	224	REICHENBACH Sebastien	104e à 23'33"
65	PEREZ Anthony	100e à 22'35"	145	HAMILTON Christopher	64e à 12'52"	225	THALMANN Roland	61e à 12'33"
66	*RENARD Alexis	144e à 36'08"	146	*LEEMREIZE Gijs	63e à 12'51"	226	*WILKSCH Hannes	92e à 20'42"
67	*WOOD Harrison	67e à 14'25"	147	*van den BROEK Frank	46e à 05'13"	227	WIRTGEN Luc	105e à 23'51"
DAT DECATHLON AG2R LA MONDIALE			JAY TEAM JAYCO ALULA			SUI SWISS CYCLING		
71	GALL Felix	10e à 01'42"	151	*SCHMID Mauro	38e à 04'04"	231	AEBI Antoine	AB 4
72	*BAUDIN Alex	58e à 11'30"	152	*BERHE Hagos Welay	125e à 31'06"	232	*BLUM Elia	159e à 45'42"
73	DEWULF Stan	102e à 23'16"	153	CRADDOCK G Lawson	141e à 34'58"	233	*JANSSEN Christoph	152e à 39'41"
74	*LAPEIRA Paul	40e à 04'12"	154	*ENGELHARDT Felix	124e à 30'53"	234	*JENNI Luca	138e à 33'57"
75	*PARET PEINTRE Valentin	19e à 02'07"	155	*FOLDAGER Anders	54e à 08'11"	235	*PUNTENER Fabio	107e à 24'08"
76	PETERS Nans	114e à 26'08"	156	JANSEN Amund Grondahl	155e à 40'46"	236	*SOMMER Jan	112e à 25'58"
77	WARBASSE Lawrence	50e à 06'40"	157	MATTHEWS Michael	56e à 10'33"	237	*STEHLI Felix	156e à 41'14"

Legend : AB Withdrawal NP Non-starter

COMMISSAIRES' GRID

Stage n°5 : Ambri - Cari

LTK	1 *SKJELMOSE Skjelmoose Mattias +26" (3)	2 BERNARD Julien +16'49" (76)	3 KONRAD Patrick +04'07" (39)	5 MOSCA Jacopo +31'53" (128)	6 *NYS Thibau +22'25" (99)	7 OOMEN Sam +04'31" (42)	
ADC	11 *LAURANCE Axel +18'38" (82)	12 CONCI Nicola +06'32" (49)	13 DILLIER Silvan +08'08" (53)	15 KRAGH ANDERSEN Soren +18'41" (83)	16 RIESEBEEK Oscar +32'42" (133)	17 *van TRICHT Stan +48'16" (181)	
ARK	21 DEMARE Arnaud +30'37" (122)	22 ALBANESE Vincenzo +21'47" (97)	23 DELAPLACE Anthony +19'37" (85)	24 *GARCIA PIERNA Raul +06'47" (51)	25 GUGLIELMI Simon +11'44" (59)	26 McLAY Daniel +35'33" (142)	27 *VAUQUELIN Kevin +04'33" (43)
AST	31 CAVENDISH Mark +38'18" (148)	32 BATTISTELLA Samuele +33'46" (136)	33 BOL Ceas +33'21" (135)	34 *LOPEZ GRANIZO Harold Martin +02'16" (22)	35 LUTSENKO Alexey +15'12" (70)	36 MORKOV Michael +38'39" (150)	37 VELASCO Simone +22'01" (98)
BOH	42 ADRIA OLIVERAS Roger +02'45" (27)	43 BENEDETTI Cesare +36'34" (146)	45 HIGUITA GARCIA Sergio Andres +01'48" (12)	46 MEEUS Jordi +32'46" (134)	47 *WANDAHL Frederik +17'08" (77)	48 ZWIEHOFF Ben +06'01" (48)	
TBV	51 CARUSO Damiano +25'15" (111)	52 *MIHOLJEVIC Fran +31'41" (127)	53 PASQUALON Andrea +28'31" (117)	54 *PICKERING Xavier Finlay +02'57" (32)	55 POELS Wouter +01'50" (13)	56 *PRICE PEJTERSEN Johan +39'57" (153)	57 *TRAEN Torstein +16'19" (73)
COF	61 IZAGUIRRE INSAUSTI Ion +14'48" (68)	62 COQUARD Bryan +20'44" (94)	63 de GENDT Aime +20'19" (90)	64 HERRADA Jesus +09'49" (55)	65 PEREZ Anthony +22'35" (100)	66 *RENARD Alexis +36'08" (144)	67 *WOOD Harrison +14'25" (67)
DAT	71 GALL Felix +01'42" (10)	72 *BAUDIN Alex +11'30" (58)	73 DEWULF Stan +23'16" (102)	74 *LAPEIRA Paul +04'12" (40)	75 *PARET PEINTRE Valentin +02'07" (19)	76 PETERS Nans +26'08" (114)	77 WARBASSE Lawrence +06'40" (50)
EFE	81 CARAPAZ Richard +02'02" (17)	82 BETTIOL Alberto +02'50" (30)	83 BISSEGGER Stefan +33'49" (137)	84 COSTA Rui +14'51" (69)	85 SHAW James +14'02" (66)	86 *STEINHAUSER Georg +17'45" (79)	87 *van den BERG Marijn +20'00" (87)
GFC	91 *MARTINEZ Lenny +01'57" (15)	92 BYSTROM Sven Erik +27'57" (116)	93 KUNG Stefan +18'35" (81)	94 LIENHARD Fabian +32'02" (131)	95 MOLARD Rudy +04'26" (41)	96 *THOMPSON Reuben +17'47" (80)	97 *WATSON Samuel +20'04" (88)
IGD	101 BERNAL GOMEZ Egan Arley +49" (4)	102 HAYTER Ethan Edward +02'52" (31)	103 *HEIDUK Kim Alexander +26'05" (113)	104 *PIDCOCK Thomas +01'42" (11)	105 PUCCIO Salvatore +30'45" (123)	106 RIVERA VARGAS Brandon Smith +02'49" (28)	107 RODRIGUEZ GARAIKOCHEA +19'47" (86)
IWA	111 CALMEJANE Lilian +12'46" (62)	112 *BUSATTO Francesco +20'28" (91)	114 *KUYPERS Gerben +28'45" (118)	115 *MARIT Arne +36'36" (147)	116 PETILLI Simone +34'25" (139)	117 TAARAMAE Rein +10'57" (57)	
MOV	121 MAS NICOLAU Enric +01'17" (7)	122 ARCAS Jorge +16'38" (75)	123 JACOBS Johan +31'57" (130)	124 OLIVEIRA Nelson +13'16" (65)	126 RUBIO REYES Einer Augusto +02'23" (24)	127 *SANCHEZ MAYO Pelayo +02'02" (18)	
SOQ	131 *LECCERF William Junior +03'12" (35)	132 BASTIAENS Ayco +42'35" (157)	133 *GELDERS Gil +21'16" (96)	134 LAMPAERT Yves +20'11" (89)	136 VERVAEKE Louis +02'33" (25)	137 WARLOP Jordi +35'37" (143)	
DFP	141 *ONLEY Edgar Oscar +01'17" (6)	142 *ANDRESEN Lund Tobias +38'37" (149)	143 *BITTNER Pavel +31'29" (126)	144 *FLYNN Sean +24'59" (110)	145 HAMILTON Christopher +12'52" (64)	146 *LEEMREIZE Gijs +12'51" (63)	147 *van den BROEK Frank +05'13" (46)
JAY	151 *SCHMID Mauro +04'04" (38)	152 *BERHE Hagos Welay +31'06" (125)	153 CRADDOCK G Lawson +34'58" (141)	154 *ENGELHARDT Felix +30'53" (124)	155 *FOLDAGER Anders +08'11" (54)	156 JANSEN Amund Grondahl +40'46" (155)	157 MATTHEWS Michael +10'33" (56)
TVL	161 *TULETT Ben +04'49" (44)	162 GESINK Robert +16'21" (74)	163 KELDERSMAN Wilco +01'15" (5)	164 *STAUNE-MITTET Johannes +03'54" (37)	165 *UIJDEBROEKS Cian +01'21" (8)	166 VADER Milan +08'06" (52)	167 VALTER Attila +04'57" (45)
UAD	171 YATES Adam Richard +08'23" (32)	172 *BARONCINI Filippo +15'16" (71)	173 *CHRISTEN Jan +02'20" (23)	174 *del TORO ROMERO Isaac +01'56" (14)	175 *FISHER-BLACK Finn +05'51" (47)	176 GONCALVES ALMEIDA Joao Pedro +26" (2)	177 HIRSCHI Marc +18'46" (84)
IPT	181 ACKERMANN Pascal +30'15" (121)	182 BENNETT George +02'00" (16)	183 *FRIGO Marco +17'20" (78)	184 *RICCITELLO Matthew +01'25" (9)	185 SCHWARZMANN Michael +36'27" (145)	186 *STEWART Jake +23'21" (103)	187 WILLIAMS Stephen +02'49" (29)
LTD	191 *de LIE Arnaud +22'45" (101)	192 BEULLENS Cedric +23'54" (106)	193 *DRIZNERS Jarrad Eriks +29'19" (119)	194 EENKHOORN Pascal +27'02" (115)	195 GUARNIERI Jacopo +46'12" (160)	196 MONIQUET Sylvain +03'32" (36)	197 *van GILS Maxim +02'10" (20)
Q36	201 BADILATTI Matteo +02'38" (26)	202 *AZPARREN IRURZUN Xabier +29'23" (120)	203 BRAMBILLA Gianluca +20'52" (95)	204 *CALZONI Walter +24'09" (108)	205 de la CRUZ MELGAREJO David +02'13" (21)	206 HOWSON Damien Craig +12'21" (60)	207 MALECKI Kamil +31'55" (129)
COR	211 *BALMER Alexandre +24'34" (109)	212 *AMELLA Matteo +40'36" (154)	213 DARBELLAY Valentin +20'43" (93)	214 DEBONS Antoine +38'53" (151)	215 GONZALEZ Roberto +34'32" (140)	216 MURGANO Marco +43'55" (158)	217 *STOCKLI Jan +32'14" (132)
TUD	221 VOISARD Yannis +03'02" (33)	222 *BRENNER Marco +03'03" (34)	223 *MAYRHOFER Marius +15'40" (72)	224 REICHENBACH Sebastien +23'33" (104)	225 THALMANN Roland +12'33" (61)	226 *WILKSCH Hannes +20'42" (92)	227 WIRTGEN Luc +23'51" (105)
SUI	232 *BLUM Elia +45'42" (159)	233 *JANSSEN Christoph +39'41" (152)	234 *JENNI Luca +33'57" (138)	235 *PUNTENER Fabio +24'08" (107)	236 *SOMMER Jan +25'58" (112)	237 *STEHLI Felix +41'14" (156)	

Legend : **1°** Sprint **1°** Mountain **1er** Top five